The Tudors

Learning Objective:
To be able to use technology to create a display about the Tudors.

NEXT



What have we found out about the Tudors so far?

The Tudors

Today you will be using technology to create a display about the Tudors, focusing on one particular area, such as food, clothes or entertainment. What other areas could you use as the focus for your display?



BACK

NEXT

Tudor Entertainment

THEATRE
The theatre became very popular during Tudor times, partly because there were great playwrights, such as William Shakespeare. Rich people would sit in seats with cushions while poorer people would stand at the front. Lots of theatres were built at this time, most famously the Globe Theatre in London.


The Globe Theatre, London

MUSIC
Both rich and poor people loved music in Tudor times. People would often play musical instruments in the evenings when they had finished their work. Popular instruments in Tudor times included recorders, harps, bagpipes and flutes.

SPORTS
Rich Tudors enjoyed lots of sports that poor Tudors weren't allowed to take part in. Jousting was very popular as well as hunting and tennis. Henry VIII was very sporty in his younger days which helped to make these sports even more popular.

Did you know...?
In Tudor times, going to see someone get hanged or executed was a great source of entertainment!


A Tudor musician


A public hanging



Did you know...?
Football was popular in Tudor England but it was very different to football matches today. As many people could play as they wanted!

Did you know...?
For rich people, a feast was a constant source of entertainment. Poor people would only have feasts on very special occasions.

DANCING
Dancing was very popular in Tudor times. Musicians would play tunes while men and women danced together. The dancing was very different to the dancing today. There were set dances that people learnt, such as the Pavane for rich Tudors or Morris dancing and jigs for the poorer Tudors.

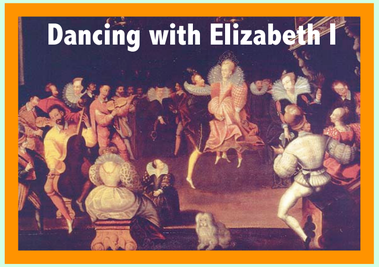
Dancing with Elizabeth I

How could we use technology to make a display like this?



BACK

NEXT

Type sections of text explaining about your topic

Find relevant photographs online

Draw your own pictures on the computer using painting software

Use Word Art to create exciting headings and sub-headings

Type out interesting facts

Find paintings online

Tudor Entertainment

THEATRE
The theatre became very popular during Tudor times, partly because there were great playwrights, such as William Shakespeare. Rich people would sit in seats with cushions while poorer people would stand at the front. Lots of theatres were built at this time, most famously the Globe Theatre in London.


The Globe Theatre, London

MUSIC
Both rich and poor people loved music in Tudor times. People would often play musical instruments in the evenings when they had finished their work. Popular instruments in Tudor times included recorders, harps, bagpipes and flutes.

SPORTS
Rich Tudors enjoyed lots of sports that poor Tudors weren't allowed to take part in. Jousting was very popular as well as hunting and tennis. Henry VIII was very sporty in his younger days which helped to make these sports even more popular.

Did you know...?
In Tudor times, going to see someone get hanged or executed was a great source of entertainment!


A Tudor musician


A public hanging


Jousting

Did you know...?
Football was popular in Tudor England but it was very different to football matches today. As many people could play as they wanted!

Did you know...?
For rich people, a feast was a constant source of entertainment. Poor people would only have feasts on very special occasions.

DANCING
Dancing was very popular in Tudor times. Musicians would play tunes while men and women danced together. The dancing was very different to the dancing today. There were set dances that people learnt, such as the Pavane for rich Tudors or Morris dancing and jigs for the poorer Tudors.

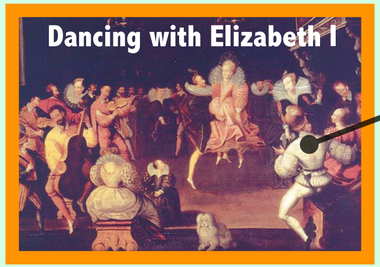
Dancing with Elizabeth I

BACK

NEXT

Which area of Tudor life do you think you would like to focus on for your display?

Who will you be aiming your display at? Children? Adults?



Where will you find the information you need?

BACK

NEXT

Here are some hints and tips to help you get started!

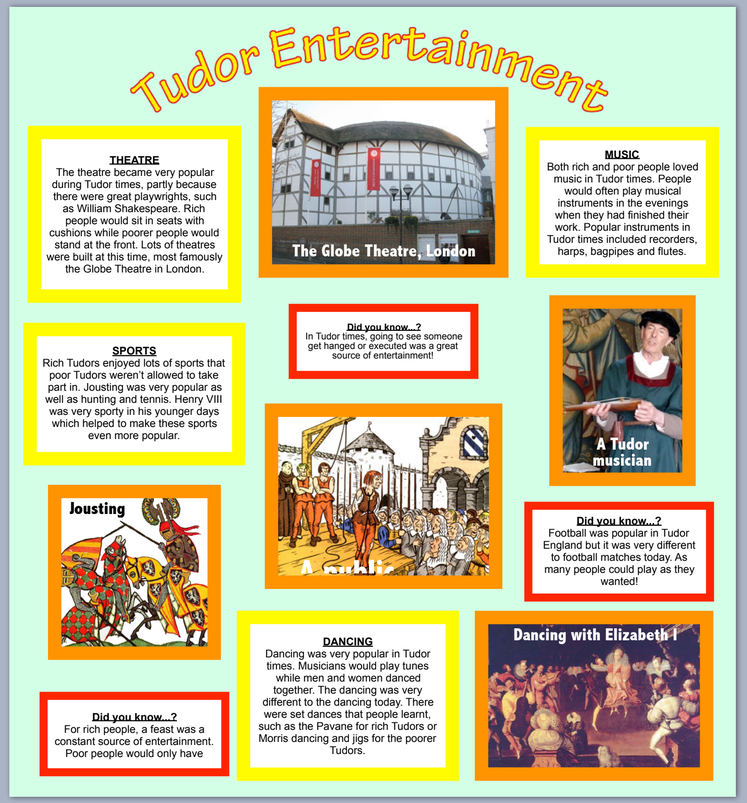

- Plan what information you want to include and where you will place it on your poster before you get started.
- Think carefully about the size of each part of your poster. Check how big your text boxes and images are before you print them out.
- Lay each part down on the poster before you stick anything down, just in case you have to move things around.

Who's ready to plan and create their own Tudor information poster?!



BACK

NEXT