

Catherine of Aragon had a crown like this when she first married Henry VIII. Can you make a replica to go in my museum?

- Start by carefully measuring your head where the crown would sit (you can be the model for the crown!).
- Measure out this length on card, leaving a few centimetres for a tab so you can stick the ends together.
- Mark out on your card where each of the peaks will go. Try to make sure they are evenly spaced.
- Explore how you can get the gold balls to stay at the top of your peaks.





Catherine of Aragon had a crown like this when she first married Henry VIII. Can you make a replica to go in my museum?

- Start by carefully measuring your head where the crown would sit (you can be the model for the crown!).
- Measure out this length on card, leaving a few centimetres for a tab so you can stick the ends together.
- Mark out on your card where each of the peaks will go. Try to make sure they are evenly spaced.
- Explore how you can get the gold balls to stay at the top of your peaks.



Copyright © PlanBee Resources Ltd 2019



Anne Boleyn had a crown like this when she first married Henry VIII. Can you make a replica to go in my museum?

- Start by carefully measuring your head where the crown would sit (you can be the model for the crown!).
- Measure out this length on card, leaving a few centimetres for a tab so you can stick the ends together.
- How will you make sure the bands going over the top of the crown are sturdy enough to hold the ball and cross on the top?
- How will you make sure the crown is comfortable to wear?





Anne Boleyn had a crown like this when she first married Henry VIII. Can you make a replica to go in my museum?

- Start by carefully measuring your head where the crown would sit (you can be the model for the crown!).
- Measure out this length on card, leaving a few centimetres for a tab so you can stick the ends together.
- How will you make sure the bands going over the top of the crown are sturdy enough to hold the ball and cross on the top?
- How will you make sure the crown is comfortable to wear?



Copyright © PlanBee Resources Ltd 2019



Henry VIII had a crown like this. Can you make a replica to go in my museum?

- Start by carefully measuring your head where the crown would sit (you can be the model for the crown!).
- Measure out this length on card, leaving a few centimetres for a tab so you can stick the ends together.
- How will you make sure the bands going over the top of the crown are sturdy enough to hold the ball and cross on the top?
- How will you make the peaks strong enough to hold the gold balls?
- How will you make sure the crown is comfortable to wear?





Henry VIII had a crown like this. Can you make a replica to go in my museum?

- Start by carefully measuring your head where the crown would sit (you can be the model for the crown!).
- Measure out this length on card, leaving a few centimetres for a tab so you can stick the ends together.
- How will you make sure the bands going over the top of the crown are sturdy enough to hold the ball and cross on the top?
- How will you make the peaks strong enough to hold the gold balls?
- How will you make sure the crown is comfortable to wear?



Copyright © PlanBee Resources Ltd 2019



Can you design a crown for Henry VIII? He wants a big, manly crown made from gold. He would like the royal colour of purple to feature on the crown somewhere. He wants it to remind people how rich and powerful he is.

Head circumference: 60 cm



Anne Boleyn doesn't want to wear the same crown that Catherine of Aragon wore. Can you design her a new one? She wants it to show how elegant and sophisticated she is and she would like it to be silver. She wants her famous 'B' initial to feature on the crown too.

Head circumference: 52 cm



Edward VI has just come to the throne but as he is only a boy, the current crown is too big for him. Can you design him a new one that will fit? He wants it to be gold with lots of red rubies on. He would also like it to have white fur trim around the bottom of the crown.

Head circumference: 49 cm



Queen Elizabeth I wants you to design her a new crown fit for a queen (men have been on the throne for too long!). She wants it to be fancier than any crown ever made with lots of intricate details, lots of sparkling jewels and lots of gold.

Head circumference: 54 cm

Copyright © PlanBee Resources Ltd 2019

Name: _____ Date: _____

Royal Tudor Crown Design

Who are you designing your crown for?

How big does the crown need to be?

Draw and label your crown design:

What materials will you need?

What tools will you need?

Name three things your crown needs to be in order to be successful:

Copyright © PlanBee Resources Ltd 2019

The Tudors: DT

Worksheet 2B

Name: _____ Date: _____

Describe each step you will need to take in order to make your Tudor royal crown:

Copyright © PlanBee Resources Ltd 2019

Name: _____ Date: _____

Tudor Crown Evaluation

Take a photo of your crown and stick it here:

What do you like best about your finished crown?

Name one thing you would change if you were to make your crown again:

How sturdy do you think your crown is? Why?

How comfortable do you think your crown would be to wear for a long period of time?

Do you think the person you designed your crown for would like it? Why or why not?

Copyright © PlanBee Resources Ltd 2019